


Pizza Fraction Fun

Cooperative Learning Intro to Equivalent Fractions


1. Team Discussion

Show the class the Pizza Problem (an overhead transparency works well). Give them time to think of their own answer, then pair with a partner to discuss it. Finally, ask teams to discuss their ideas together. Hopefully they will figure out that it depends on which pizza slices each person takes. It's possible that 4 pieces of pizza might be the same amount as 3 pieces if the 4 pieces are smaller. This particular pizza is not cut into equal pieces.



2. Read Aloud and Discuss Fractions (Optional)

Read *Lunch with Cat and Dog* aloud. This hilarious story highlights the importance of equal shares. Pose the following question: Why were both cat and dog satisfied at the end of the story? Have students think about their own answer, then pair with a partner to discuss it. Finally, call on several students to share their ideas with the class.



3. Individuals Decorate Pizzas

Give each team a set of pizzas in all fraction sizes. Have them place the Pizza Fraction Placemat (the whole divided into twelfths) in the middle of the team. Then ask each student to choose a pizza to decorate for the activity. They should think about what toppings they enjoy eating and decorate their own pizzas accordingly.

4. Teammates Share

Ask students to take turns telling their team about the pizzas they decorated.

5. Solve Equivalent Fractions with Pizza Pieces

Tell students to carefully cut apart their pizzas on the lines. Have them write the fraction on the back of each piece, along with their Team Number. Display the Equivalent Fractions problems on page 9 one at a time. As you display each problem, ask the students who have those pieces to create the problem on the Pizza Placemat. For example, the first problem involves fourths and eighths. The students with the fourths would place $\frac{1}{4}$ on their team boards and the students with the eighths would add enough $\frac{1}{8}$ pieces to create an equivalent fraction. Everyone on the team should record the answer on their own worksheet. After the class solves a few problems using the pizza pieces, ask them to try to figure out the answer BEFORE they add the pizza pieces to the boards. At that point they should use the manipulatives to check their answers rather than to solve the problems. Finally, ask students to explain how to multiply the numerator and denominator by the same number to arrive at an equivalent fraction.

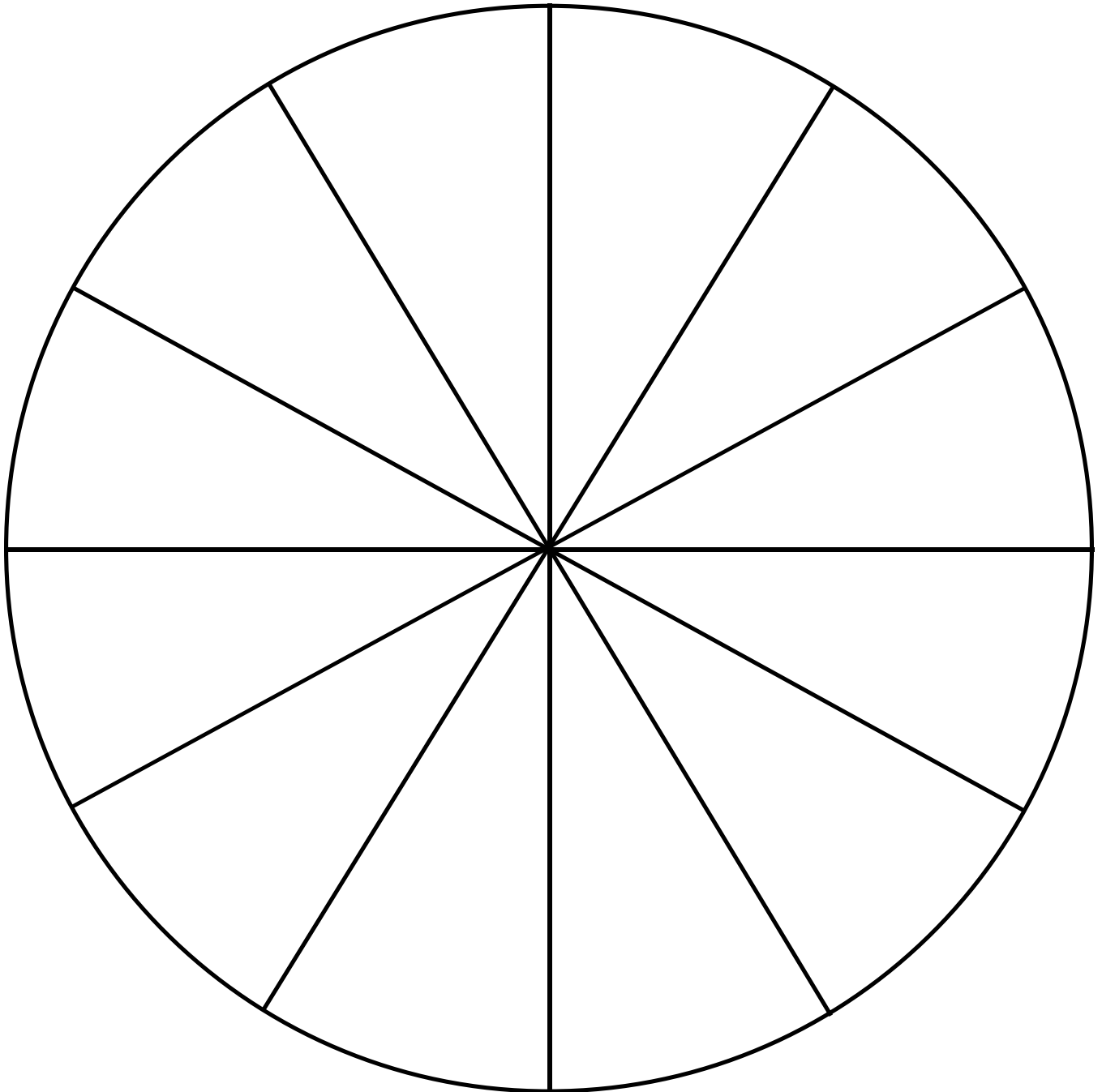
Note: Save the pizza fraction pieces for each team in a large envelope to use as manipulatives throughout your fraction unit.

Pizza Problem

Pretend you and a friend ordered a pizza together. The pizza below arrived, already cut as shown. Your friend offered you 4 pieces and said she would keep the other 3. Who will get the most?




PIZZA PLACEMAT



1 Whole Pizza
(Cut into Twelfths)

PIZZA FRACTIONS

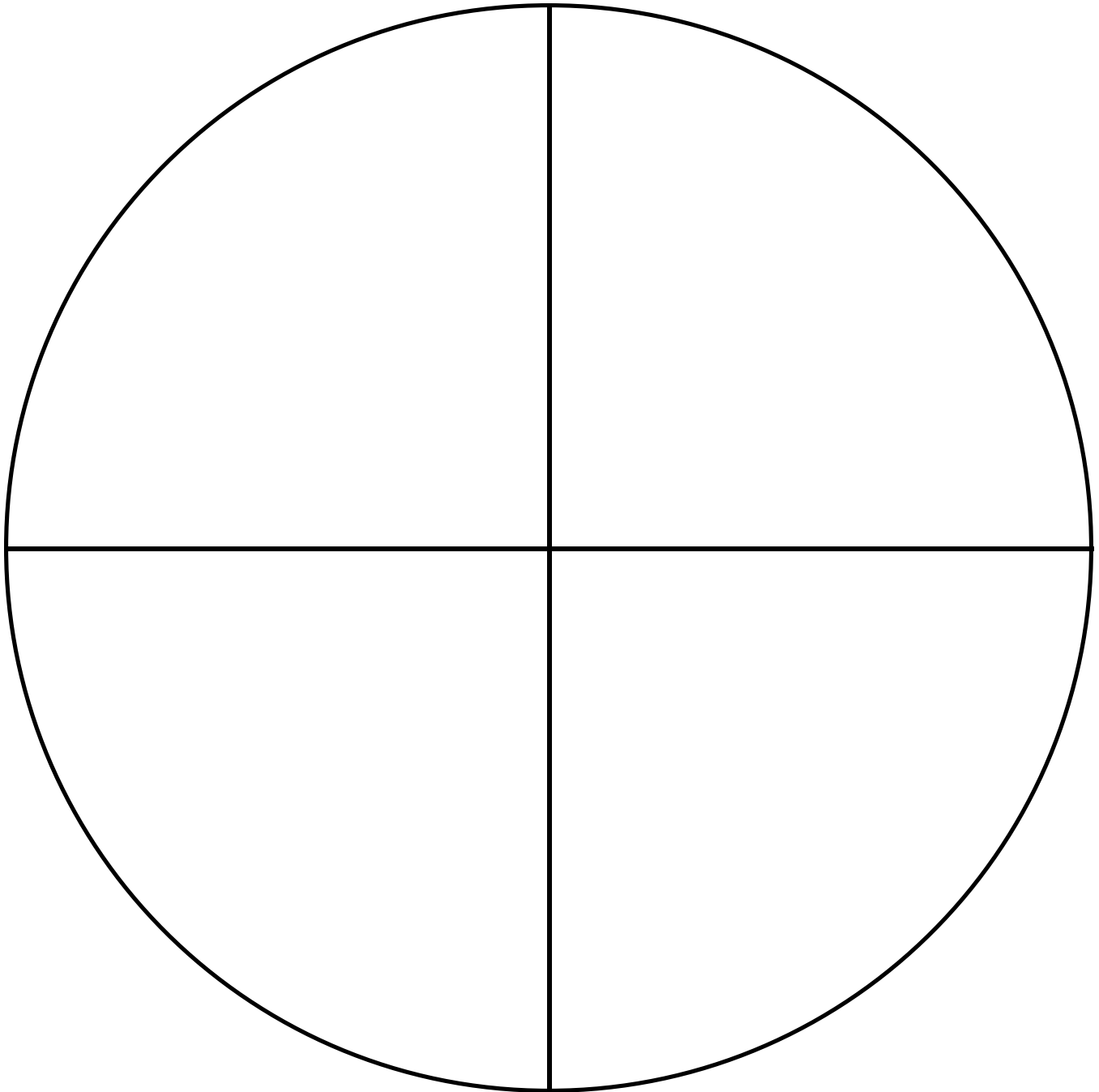
#1



Halves

PIZZA FRACTIONS

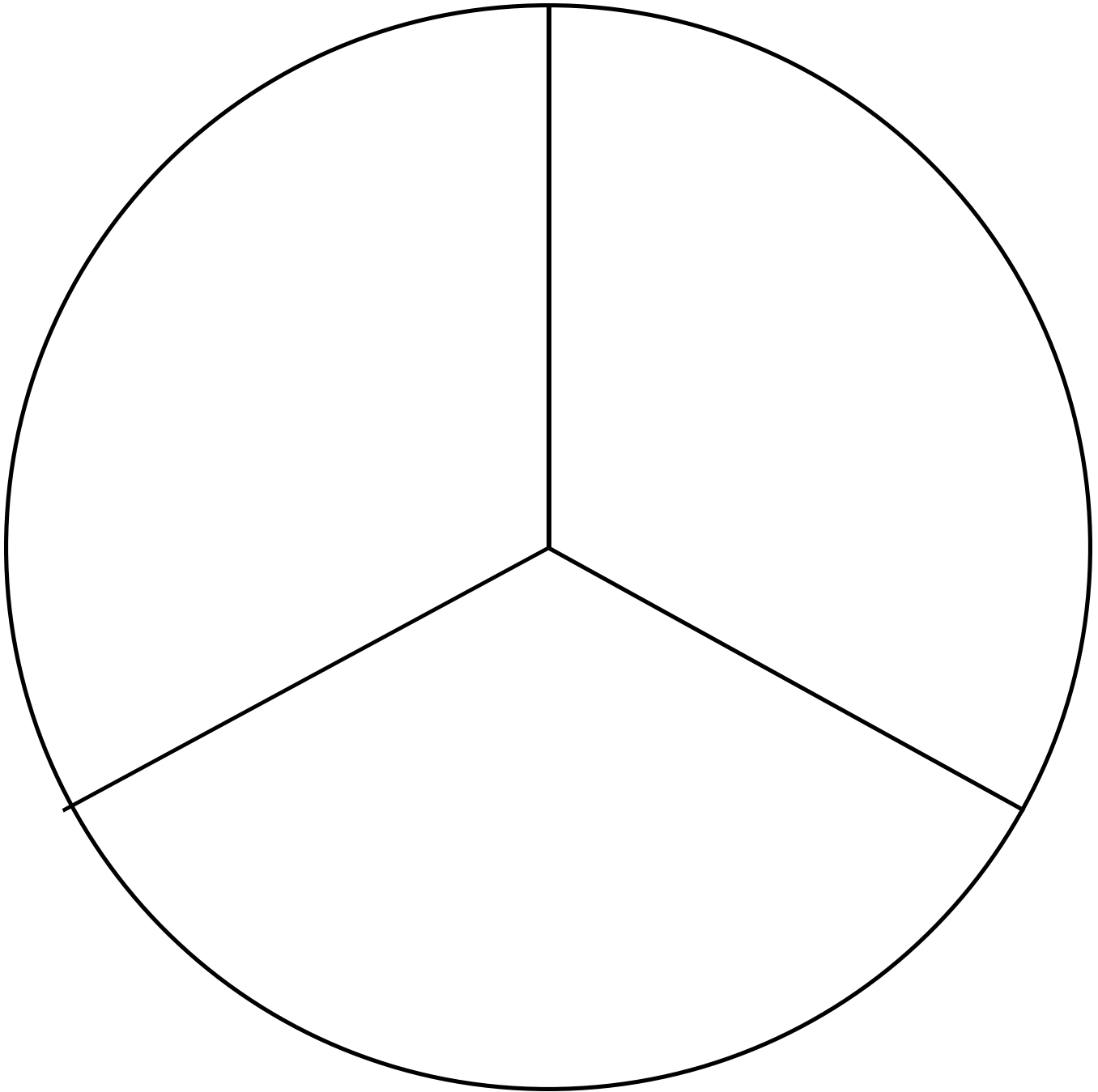
#2



Fourths

PIZZA FRACTIONS

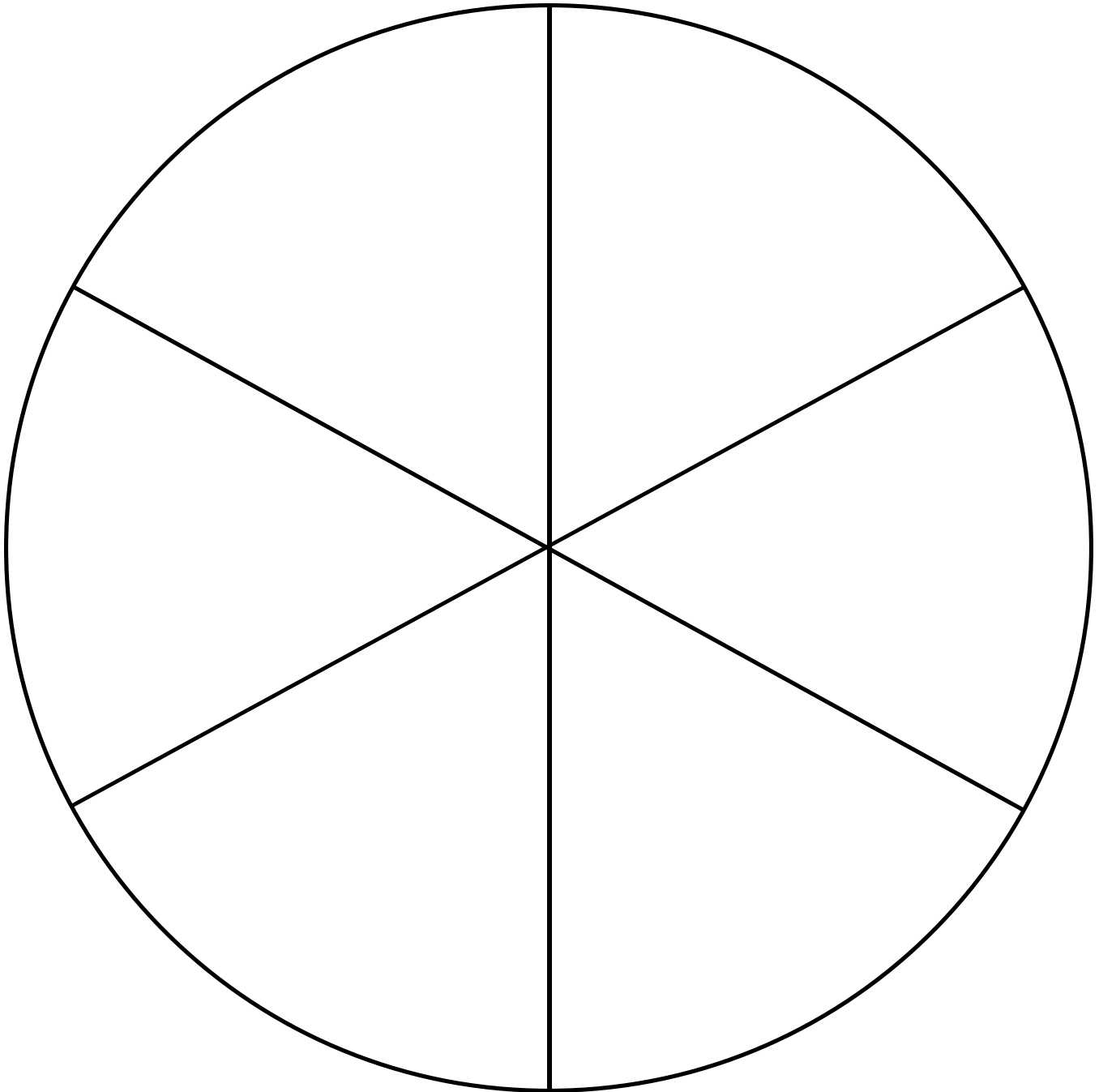
#3



Thirds

PIZZA FRACTIONS

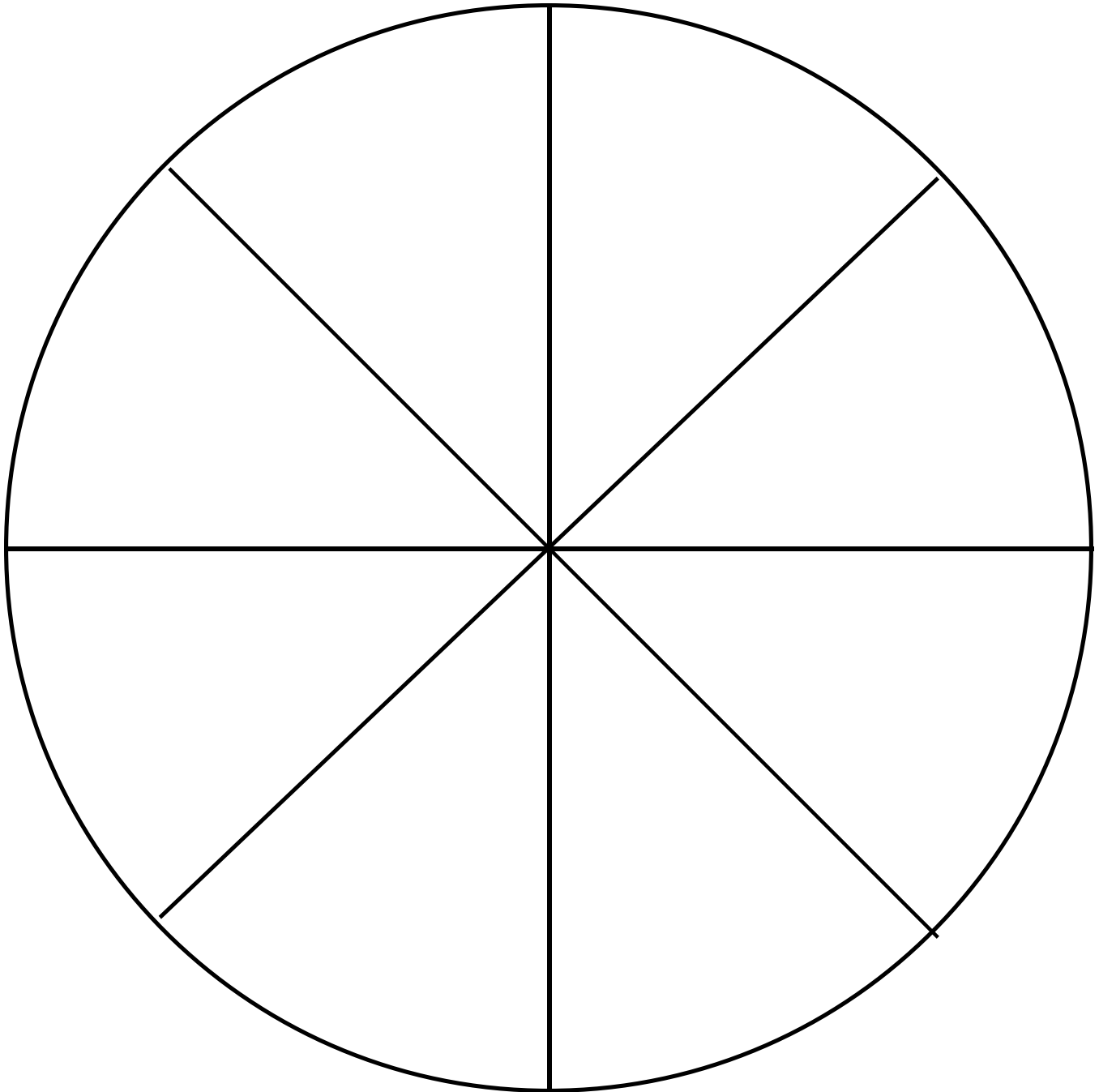
#4



Sixths

PIZZA FRACTIONS

#5



Eighths

Equivalent Fractions

$$\frac{1}{4} = \frac{\square}{8}$$

$$\frac{1}{2} = \frac{\square}{4}$$

$$\frac{4}{6} = \frac{\square}{12}$$

$$\frac{2}{3} = \frac{\square}{6}$$

$$\frac{1}{2} = \frac{\square}{8}$$

$$\frac{2}{3} = \frac{\square}{12}$$

$$\frac{3}{6} = \frac{\square}{12}$$

$$\frac{1}{3} = \frac{\square}{6}$$

$$\frac{3}{4} = \frac{\square}{8}$$

$$\frac{5}{6} = \frac{\square}{12}$$



Laura Candler's Teaching Resources

If you enjoyed this teaching resources mini pack, you might also enjoy some of my popular ebooks and lessons. You can purchase them from my store on TeachersPayTeachers.com by clicking the links below or by visiting my Teaching Resources website: www.lauracandler.com.



Laura Candler

Teaching Multiple Intelligence Theory

Bingo Showdown:

Confusing Words Review

Character Bio Reports


Analyzing Character Traits

Powerful Poetry Combo

Plural Noun Showdown

Sentence Go Round

Writing Powerful Poetry



Geometry: Exploring the Basics

Math Stations for Middle Grades (3-8)

Mastering Math Facts

Polygon Explorations

Polygon Explorations (Smartboard)

Place Value Spinner Games

Fraction Spinner Games

Simplify and Snap Fraction Game

Order of Operations Bingo

Seasonal Teaching Packs

October

November

December

January

February (Free!)

March

April




Teaching Resources Website

www.lauracandler.com



Ready-to-Use Resources for Teachers!

- Free printables and activity sheets
- Lesson plans and teaching strategies
- Cooperative learning methods
- Classroom management and motivation
- Literacy & Reading Workshop strategies
- Mathematics instructional resources
- Weekly Newsletters



Are you on **Facebook**? If so, check out Teaching Resources for new ideas:
www.facebook.com/TeachingResources

Discover Laura's Teaching Resources . . .

- Digital eBooks and lessons you can download from www.lauracandler.com and print or use on a Smartboard!
- Each book, ebook or lesson pack includes ready-to-use directions, printables, and teaching tips!
- Popular titles include:
 - **Mastering Math Facts**
 - **Daily Math Puzzler Series**
 - **Math Stations for Middle Grades**
 - **Laura Candler's Power Reading Workshop**



Created by
Laura Candler
Milken Educator